



1 HOUSTON 38, UCLA 34

September 3 in Houston, TX

Game Notes - The Bruins fell behind 31-14 at the half and fought back to get within three, at 31-28 late in the third quarter, before dropping a 38-34 decision at Houston. Tight end Joseph Fauria made six catches for 110 yards and a touchdown. Running back Johnathan Franklin carried 16 times for 128 yards, his eighth career 100-yard effort. Quarterback Richard Brehaut came on for a shaken-up Kevin Prince to complete 17 of 26 passes for 264 yards and a couple of touchdowns. UCLA racked up 554 yards of total offense on the day. Safety Tony Dye led Bruin tacklers with 10 stops. Alex Mascarenas, Sean Westgate and Patrick Larimore added nine tackles each.

Scoring

UCLA	0	14	14	6	-	34
Houston	10	21	0	7	-	38

Weather: Partly Cloudy (92°) **Attn.:** 31,144

First Quarter

HOU - Hayes, 1-yard run. Hogan converts. (9:06)

HOU - Hogan, 35-yard field goal. (1:52)

Second Quarter

UCLA - Franklin, 18-yard run. Smith converts. (14:21)

HOU - Beall, 12-yard run. Hogan converts. (7:18)

UCLA - Fauria, 5-yard pass from Brehaut. Smith converts. (2:49)

HOU - Hayes, 34-yard run. Hogan converts. (1:56)

HOU - Carrier, 23-yard pass from Keenum. Hogan converts. (00:08)

Third Quarter

UCLA - Coleman, 1-yard run. Smith converts (8:28)

UCLA - Brehaut, 1-yard run. Smith converts. (00:28)

Fourth Quarter

HOU - Thompson, 0-yard fumble recovery. Hogan converts. (9:31)

UCLA - Barr, 11-yard pass from Brehaut. Smith converts. (1:19)

Statistics

UCLA	Houston
26..... First Downs	29
42/232..... Carries/Net Yards Rushing.....	31/159
322..... Net Yards Passing.....	310
20/29/0..... Pass Comp/Att/Int.....	30/40/0
71/554..... Total Plays/Total Yards.....	71/469

Top Individuals

Rushing - Franklin (U) 16-128-1, Brehaut (U) 13-87-1, Beall (H) 11-69-1; Receiving - Fauria (U) 6-110-1, Carrier (H) 10-138-1; Passing - Brehaut (U) 17-28-0-264-2, Keenum (H) 30-40-0-310-2; UCLA Tackles - Dye 10, Mascarenas 9, Larimore 9, Westgate 9.

Third Quarter

SJSU - Waid, 25-yard field goal. (9:12)

UCLA - Smith, 38-yard field goal. (6:10)

SJSU - Rutley, 65-yard run. Waid converts. (4:30)

Fourth Quarter

UCLA - Smith, 20-yard field goal. (7:31)


UCLA - Coleman, 24-yard run. Smith converts. (3:35)

Statistics

San Jose State	UCLA
16..... First Downs	23
29/202..... Carries/Net Yards Rushing	42/272
115..... Net Yards Passing.....	145
16/34/2..... Pass Comp/Att/Int	12/23/0
63/317..... Total Plays/Total Yards.....	65/417

Top Individuals

Rushing - Coleman (U) 14-135-1, Franklin (U) 16-81-1, Rutley (S) 9-81-1; Receiving - Rosario (U) 4-74-0, Grigsby (S) 5-36-0; Passing - Brehaut (U) 12-23-0-145-1, Stewart (S) 15-31-1-111-0; UCLA Tackles - Kendricks 7, J. Zumwalt 5, S. Price 5.



3 TEXAS 49, UCLA 20

September 17 in the Rose Bowl

Game Notes - Texas (#24/#21) took advantage of three early UCLA turnovers to break out to a 21-0 lead and went on to a 49-20 win. UCLA closed to 28-13 on the second of two long Jeff Locke field goals and 35-20 on the second of two Derrick Coleman one-yard scoring runs, but could not hold off UT. Locke connected on field goals from 51 and 49 yards on his first career attempts. Johnathan Franklin led UCLA with 58 rushing yards and Coleman added 47. Nelson Rosario caught four passes for 68 yards. Patrick Larimore led Bruin tacklers with nine stops. Cassius Marsh had a career-best 1.5 tackles for loss and Jordan Zumwalt made eight tackles.

Scoring

Texas	14	14	14	7	-	49
UCLA	0	10	10	0	-	20

Weather: Partly Cloudy (81°) **Attn.:** 54,583

First Quarter

UT - Grand, 45-yard pass play from McCoy. Tucker converts. (11:20)

UT - Whittaker, 8-yard run. Tucker converts. (1:56)

Second Quarter

UT - Brown, 16-yard run. Tucker converts. (11:36)

UCLA - Coleman, 1-yard run. Locke converts. (6:49)

UT - Grant, 2-yard pass from McCoy. Tucker converts. (00:21)

UCLA - Locke, 51-yard field goal. (00:00)

Third Quarter

UCLA - Locke, 49-yard field goal. (12:39)

UT - Grant, 5-yard pass from Shipley. Tucker converts. (9:38)

UCLA - Coleman, 1-yard run. Locke converts. (4:29)

UT - Whittaker, 36-yard run. Tucker converts. (1:40)

Fourth Quarter


UT - Johnson, 7-yard run. Tucker converts. (2:57)

Statistics

Texas	UCLA
23..... First Downs	12
50/284..... Carries/Net Yards Rushing	34/141
204..... Net Yards Passing.....	176
16/20/0..... Pass Comp/Att/Int	11/26/3
70/488..... Total Plays/Total Yards.....	60/317

Top Individuals

Rushing - Brown (T) 22-110-1, Franklin (U) 15-58-0; Receiving - Grant (T) 6-77-3, Rosario (U) 4-68-0; Passing - McCoy (T) 12-15-0-168-2, Brehaut (U) 8-19-0-150-0; UCLA Tackles - Larimore 9, J. Zumwalt 8, S. Price 6, Dye 6, Holmes 5.



2 UCLA 27, SAN JOSE ST. 17

September 10 in the Rose Bowl

Game Notes - UCLA used a strong second-half rushing attack and some key interceptions to help earn a 27-17 decision over San Jose State in the home opener at the Rose Bowl. Derrick Coleman led the way with 135 rushing yards as the Bruins had 29 second-half carries for 221 yards in all. Sean Westgate picked off a Spartan pass at the Bruin 12-yard line late in the third quarter to thwart a potential SJSU go-ahead drive. Sheldon Price collected another interception early in the fourth quarter, which resulted in a field goal that lifted the Bruins into a 20-17 lead.

Scoring

San Jose St.	0	7	10	0	-	17
UCLA	7	7	3	10	-	27

Weather: Light Haze (70°) **Attn.:** 42,685

First Quarter

UCLA - Franklin, 1-yard run. Smith converts. (3:39)

Second Quarter

SJSU - Freeman, 1-yard run. Waid converts. (10:40)

UCLA - Fauria, 14-yard pass from Brehaut. Smith converts. (5:22)



4

UCLA 27, OREGON STATE 19

September 24 in Corvallis, OR

Game Notes - UCLA posted a 27-19 win in its first-ever Pac-12 conference game. The Bruins took advantage of two turnovers to move out to a 21-3 lead and led 21-10 at half. OSU closed to 21-19 on the last play of the third quarter. The Bruins took a 27-19 lead with 6:15 to play after Anthony Barr capped off a nine-play, 65-yard drive with a one-yard run. The scoring drive started after Glenn Love and Damien Holmes had teamed up to stop the Beavers on a fourth-and-one play at the UCLA 34-yard line. Sheldon Price broke up a fourth-down pass play at the UCLA 22-yard line on the Beaver's final possession. UCLA took over with 2:12 remaining in the contest and proceeded to run out the clock.

Scoring

UCLA	7	14	0	6	-	27
Oregon St.	3	7	9	0	-	19

Weather: Sunny (77°)

Attn.: 44,352

First Quarter

OSU - Romaine, 25-yard field goal. (2:58)

UCLA - Embree, 22-yard pass from Brehaut. Locke converts. (1:36)

Second Quarter

UCLA - Brehaut, 5-yard run. Locke converts. (10:30)

UCLA - James, 4-yard run. Locke converts. (4:05)

OSU - Poyer, 85-yard punt return. Romaine converts. (00:13)

Third Quarter

OSU - Romaine, 30-yard field goal. (11:49)

OSU - Bishop, 45-yard pass from Mannion. 2-pt conversion failed. (00:00)

Fourth Quarter

UCLA - Barr, 1-yard run. Locke kick blocked. (6:15)

Statistics

UCLA	Oregon State
17.....	First Downs.....22
49/211.....	Carries/Net Yards Rushing.....29/88
146.....	Net Yards Passing.....287
7/12/0.....	Pass Comp/Att/Int.....24/40/1
61/357.....	Total Plays/Total Yards.....69/375

Top Individuals

Rushing - Coleman (U) 20-100-0, Stevenson (O) 7-47-0; Receiving - Rosario (U) 4-48-0, Wheaton (O) 7-83-0; Passing - Brehaut (U) 7-11-0-146-1, Mannion (O) 24-40-1-287-1; UCLA Tackles - Hester 11, Kendrick 7, Larimore 6, Mascarenas 6.

Second Quarter

STAN - Taylor, 2-yard run. Williamson converts. (9:19)

STAN - Williamson, 23-yard field goal. (2:37)

UCLA - Fauria, 12-yard pass from Brehaut. Locke converts. (00:08)

Third Quarter

STAN - Fleener, 51-yard pass from Luck. Williamson converts. (14:15)

UCLA - Fauria, 13-yard pass from Brehaut. Locke XP failed. (10:31)

STAN - Gaffney, 16-yard run. Williamson converts. (2:43)

Fourth Quarter

UCLA - Smith, 7-yard run. Locke XP failed. (13:21)

STAN - Taylor, 1-yard run. Williamson converts. (10:22)


STAN - Owusu, 5-yard pass from Luck. Williamson converts.

Statistics

UCLA	Stanford
19.....	First Downs.....24
29/141.....	Carries/Net Yards Rushing.....41/202
202.....	Net Yards Passing.....240
18/33/0.....	Pass Comp/Att/Int.....24/28/0
62/343.....	Total Plays/Total Yards.....69/442

Top Individuals

Rushing - Franklin (U) 12-96-0, Taylor (S) 17-112-2; Receiving - Rosario -(U) 8-83-0, Owusu (S) 6-48-1; Passing - Brehaut (U) 18-33-0-202-2, Luck (S) 23-27-0-227-3; UCLA Tackles - Larimore 11, J. Zumwalt 9, Kendrick 6, McDonald 5, Abbott 5, Carter 5.



6

UCLA 28, WASHINGTON ST. 25

October 8 in the Rose Bowl

Game Notes - Kevin Prince entered the game in the second quarter after Richard Brehaut was sent to the sidelines with a leg injury. He connected with Nelson Rosario on a 21-yard strike to key a scoring drive on UCLA's initial possession of the second half helping the Bruins to a 14-9 lead. A WSU touchdown put the Cougars up 16-14 with 8:42 to play in the third quarter. WSU extended the margin to 22-14 with 12:17 to play in the contest. A 32-yard rush by Johnathan Franklin helped the Bruins regain momentum. Prince then completed a nine-yard touchdown pass to Josh Smith at the 10:46 mark to slice the WSU advantage to 22-20. After a Cougar field goal, Prince

hooked up once again with Rosario, this time on a 58-yard aerial to put UCLA at the Cougar 10-yard line. On third down, Prince hit Shaq Evans on a seven-yard scoring play and the two-point conversion pass to Rosario gave the Bruins a 28-25 lead with 3:26 to go. Andrew Abbott intercepted a Cougar pass with 2:01 on the clock and UCLA killed the time remaining for the win.

Scoring

WSU	3	6	7	9	-	25
UCLA	0	7	7	14	-	28

Weather: Clear (66°)

Attn.: 64,217

First Quarter

WSU - Furney, 21-yard field goal. (9:09)

Second Quarter

WSU - Furney, 26-yard field goal. (13:32)

UCLA - Coleman, 1-yard run. Gonzalez converts. (7:03)

WSU - Furney, 21-yard field goal. (1:56)

Third Quarter

UCLA - Coleman, 1-yard run. Gonzalez converts. (12:22)

WSU - Karstetter, 8-yard pass from Lobbstaal. Furney converts. (8:42)

Fourth Quarter

WSU - Galvin, 21-yard pass from Lobbstaal. Furney converts. (12:25)

UCLA - Smith, 9-yard pass from Prince. Prince 2-pt conversion failed. (10:52)

WSU - Furney, 47-yard field goal. (5:49)


UCLA - Evans, 7-yard pass from Prince. Rosario pass from Prince. (3:26)

Statistics

Washington St.	UCLA
28.....	First Downs.....15
40/154.....	Carries/Net Yards Rushing.....35/170
235.....	Net Yards Passing.....201
28/40/1.....	Pass Comp/Att/Int.....12/20/1
80/389.....	Total Plays/Total Yards.....55/371

Top Individuals

Rushing - Franklin (U) 12-110-0, Galvin (W) 16-88-0; Receiving - Rosario (U) 3-120-0, Wilson (W) 10-88-0; Passing - Prince (U) 8-13-1-173-2, Lobbstaal (W) 28-40-1-235-2; UCLA Tackles - Hester 9, Hilliard 9, Kendrick 8, McDonald 7.



5

STANFORD 45, UCLA 19

October 1 at Stanford, CA

Game Notes - No. 6/4-ranked Stanford bested the Bruins 45-19 on the Farm. UCLA took the opening kickoff and marched 79 yards on 13 plays but could not find the end zone on four rushing attempts from the four-yard line. Stanford took over and went 99 yards on 16 plays to take the lead and was never headed. Stanford took advantage of a Richard Brehaut fumble to extend the lead to 14-0. After a UCLA three-and-out, Stanford added a field goal. Brehaut then led the Bruins on a nine-play, 80-yard drive which culminated on a 12-yard scoring toss to tight end Joseph Fauria just before the end of the first half. Stanford needed just two plays after

taking the second-half kickoff to get that seven points back. Brehaut found Fauria again for a 13-yard touchdown play. Stanford scored a late third quarter touchdown to go ahead 31-13. Josh Smith ran it in from seven yards out to narrow the margin to 31-20 early in the fourth. Stanford answered with two more scoring drives.

Scoring


UCLA	0	7	6	6	-	19
Stanford	7	10	14	14	-	45

Weather: Partly Cloudy (73°)

Attn.: 50,360

First Quarter

STAN - Fleener, 18-yard pass from Luck. Williamson converts. (00:09)



7

ARIZONA 48, UCLA 12

October 20 in Tucson, AZ

Game Notes - Arizona outscored the Bruins 42-7 in the opening half and handed UCLA its second Pac-12 loss of the season. Quarterback Kevin Prince completed 17 passes for 286 yards in the contest to move into the school's all-time Top 10 in completions for a career. Safety Dietrich Riley had a career-best 8 tackles in the game and added 2.0 tackles for loss, for another career-high.

Scoring

UCLA	7	0	0	5	-	12
Arizona	14	28	3	3	-	48

Weather: Clear (88°)

Attn.: 46,565

First Quarter

ARIZ - Criner, 4-yard pass from Foles. Bonano converts. (12:43)

ARIZ - Carey, 18-yard run. Bonano converts. (7:38)

UCLA - Franklin, 16-yard pass from Prince. Gonzalez converts. (2:53)

Second Quarter

ARIZ - Criner, 7-yard pass from Foles. Bonano converts. (14:31)

ARIZ - Tutogi, 1-yard run. Bonano converts. (9:24)

ARIZ - Criner, 25-yard pass from Foles. Bonano converts. (3:29)

ARIZ - Tutogi, 8-yard run. Bonano converts. (1:09)

Third Quarter

ARIZ - Bonano, 41-yard field goal. (3:15)

Fourth Quarter

ARIZ - Bonano, 22-yard field goal (10:28)

UCLA - Arizona tackled in end zone by Love. (6:34)


UCLA - Gonzalez, 42-yard field goal. (4:17)

Statistics

UCLA	Arizona
15.....First Downs.....	32
25/37.....Carries/Net Yards Rushing.....	46/254
286.....Net Yards Passing.....	319
17/35/0.....Pass Comp/Att/Int.....	28/44/1
60/323.....Total Plays/Total Yards.....	90/573

Top Individuals

Rushing - Coleman (U) 5-13-0, Antolin (A) 8-77-0; Receiving - Rosario (U) 4-78-0, Criner (A) 10-101-3; Passing - Prince (U) 17-35-0-286-1, Foles (A) 26-39-1-291-3; UCLA Tackles - Riley 8, Hester 6, McDonald 5, S. Price 5, McKay 5, D. Jones 5.



8

UCLA 31, CALIFORNIA 14

October 29 at the Rose Bowl

Game Notes - Derrick Coleman rushed for three touchdowns and Kevin Prince ran for 163 yards to help the Bruins to a Homecoming win. UCLA scored 17 unanswered points in the second quarter to go up 17-7 at the break. After the Bears closed the gap to 17-14, UCLA turned two Tevin McDonald interceptions into Coleman touchdown runs. Datone Jones had a career-best tying six tackles and a new personal best 2.0 sacks in the game. McDonald tied the school record with three interceptions in all, as UCLA forced a total of five Cal turnovers. Prince became the first Bruin signal caller to rush for at least 100 yards in a game since Jeff Dankworth in 1976.

Scoring

Cal	7	0	7	0	-	14
UCLA	0	17	0	14	-	31

Weather: Light Haze (81°)

Attn.: 55,604

First Quarter

CAL - Sofele, 1-yard run. Tavecchio converts. (6:20)

Second Quarter

UCLA - Franklin, 11-yard run. Gonzalez converts. (6:37)

UCLA - Gonzalez, 32-yard field goal. (3:18)

UCLA - Coleman, 2-yard run. Gonzalez converts. (1:56)

Third Quarter

CAL - Anderson, 1-yard run. Tavecchio converts. (13:05)

Fourth Quarter

UCLA - Coleman, 20-yard run. Gonzalez converts. (12:45)


UCLA - Coleman, 24-yard run. Gonzalez converts. (4:53)

Statistics

Cal	UCLA
15.....First Downs.....	21
33/134.....Carries/Net Yards Rushing.....	52/294
199.....Net Yards Passing.....	92
14/30/4.....Pass Comp/Att/Int.....	9/18/0
63/333.....Total Plays/Total Yards.....	70/386

Top Individuals

Rushing - Prince (U) 19-183-0, Coleman (U) 16-80-3, Sofele (C) 15-74-1; Receiving - Rosario (U) 5-56-0, Allen (C) 7-83-0; Passing - Prince (U) 9-18-0-92-0, Maynard (C) 14-30-4-199-0; UCLA Tackles - McKay 6, D. Jones 5, Kendricks 5, Riley 5.



9

UCLA 29, ARIZONA STATE 28

November 5 at the Rose Bowl

Game Notes - Derrick Coleman rushed for 119 yards and two touchdowns to help UCLA get past 20th-ranked Arizona State, 29-28. Coleman ran for 81 of his yards in the second half of action and 65 of those yards came on the game-winning drive which culminated with the senior running back slamming into the end zone with 49 seconds to play. Earlier in the second half, Kevin Prince hooked up with Nelson Rosario on a 76-yard scoring pass. Rosario finished the game with five catches for 151 yards and moved into 10th on the all-time school receiving yards list. Tevin McDonald led the defense with 11 tackles.

Scoring

Arizona St.	7	7	7	7	-	28
UCLA	6	10	7	6	-	29

Weather: Partly Cloudy (61°)

Attn.: 65,438

First Quarter

UCLA - Franklin, 11-yard run. Gonzalez XP failed. (8:57)

ASU - Pickens, 35-yard pass from Osweiler. Garoutte converts. (5:23)

Second Quarter

ASU - Marshall, 14-yard run. Garoutte converts. (14:00)

UCLA - Gonzalez, 43-yard field goal. (12:17)

UCLA - Coleman, 1-yard run. Gonzalez converts. (4:25)

Third Quarter

UCLA - Rosario, 76-yard pass from Prince. Gonzalez converts. (14:08)

ASU - Miles, 9-yard pass from Osweiler. Garoutte converts. (8:08)

Fourth Quarter

ASU - Osweiler, 1-yard run. Garoutte converts. (7:48)


UCLA - Coleman, 1-yard run. Prince pass for 2-pt conversion failed. (00:49)

Statistics

Arizona State	UCLA
29.....First Downs.....	19
38/201.....Carries/Net Yards Rushing.....	48/220
264.....Net Yards Passing.....	196
22/39/0.....Pass Comp/Att/Int.....	11/17/0
77/465.....Total Plays/Total Yards.....	65/416

Top Individuals

Rushing - Coleman (U) 17-119-2, Prince (U) 15-61-0, Marshall (A) 27-168-1; Receiving - Rosario (U) 5-151-1, Robinson (A) 6-131-0; Passing - Prince (U) 11-17-0-196-1, Osweiler (A) 22-38-0-264-2; UCLA Tackles - McDonald 11, Hilliard 9.



10

UTAH 31, UCLA 6

November 12 in Salt Lake City, UT

Game Notes - UCLA dropped a 31-6 Pac-12 Conference decision at snowy Utah. It was the first game a Bruin team had played in the snow since meeting Syracuse in the 1964 season. The Bruins outgained the Utes 295-291 in total offense on the night, but could not get in the end zone for the first time in the season. Joseph Fauria caught four passes for 64 yards and Johnathan Franklin ran for 89 yards on offense. Utah led 7-3 at the half, but took the opening drive of the second half in for a touchdown and began to pull away.

Scoring

UCLA	3	0	0	3	-	6
Utah	0	7	14	10	-	31

Weather: Snowing (31°)

Attn.: 45,039

First Quarter

UCLA - Gonzalez, 30-yard field goal. (3:19)

Second Quarter

UTAH - White, 1-yard run. Petersen converts. (5:34)

Third Quarter

UTAH - White, 13-yard pass from Hays. Petersen converts. (9:29)

UTAH - White, 22-yard run. Petersen converts. (3:18)

Fourth Quarter

UCLA - Gonzalez, 35-yard field goal. (13:12)

UTAH - Black, 67-yard interception return. Petersen converts. (9:03)


UTAH - Petersen, 38-yard field goal. (4:05)

Statistics

Utah	UCLA
15.....	First Downs.....16
43/149.....	Carries/Net Yards Rushing.....41/224
146.....	Net Yards Passing.....67
12/24/2.....	Pass Comp/Att/Int.....5/13/0
67/295.....	Total Plays/Total Yards.....54/291

Top Individuals

Rushing - Coleman (U) 17-89-0, White (UT) 33-167-2; Receiving - Fauria (U) 4-64-0; Passing - Prince (U) 12-24-2-146-0, Hays (UT) 5-13-0-67-1; UCLA Tackles - Love 11, Westgate 10.



11

UCLA 45, COLORADO 6

November 19 in the Rose Bowl

Game Notes - UCLA became bowl eligible in a 45-6 decision over Colorado. The Bruins exploded out to a 21-0 first quarter lead, scoring on its first three possessions. Kevin Prince connected on his first eight passes in the contest, 15 of 19 in all, and finished with a career-best four scoring tosses, two going to tight end Joseph Fauria. Prince also ran for 84 yards. Johnathan Franklin led the ground attack with 162 yards. Andrew Abbott led the way on defense with a team-high tying five tackles and two interceptions. Nelson Rosario enjoyed his fifth career 100-yard receiving day (102) and became the 10th Bruin to reach the 2,000 receiving yards mark for a career.

Scoring

Colorado	0	6	0	0	-	6
UCLA	21	0	3	21	-	45

Weather: Overcast (59°)

Attn.: 57,334

First Quarter

UCLA - Evans, 54-yard pass from Prince. Gonzalez converts. (12:22)

UCLA - Franklin, 14-yard run. Gonzalez converts. (11:26)

UCLA - Fauria, 5-yard pass from Prince. Gonzalez converts (4:03)

Second Quarter

COLO - Clemons, 20-yard pass from Hansen. Oliver XP failed. (14:54)

Third Quarter

UCLA - Gonzalez, 22-yard field goal. (10:58)

Fourth Quarter

UCLA - Fauria, 15-yard pass from Prince. Gonzalez converts. (13:42)

UCLA - Rosario, 11-yard pass from Prince. Gonzalez converts. (8:07)


UCLA - Jones, 1-yard run. Gonzalez converts. (3:52)

Statistics

Colorado	UCLA
15.....	First Downs.....24
28/87.....	Carries/Net Yards Rushing.....44/328
142.....	Net Yards Passing.....225
17/32/3.....	Pass Comp/Att/Int.....15/19/0
60/229.....	Total Plays/Total Yards.....63/553

Top Individuals

Rushing - Franklin (U) 15-162-1, Prince (U) 10-84-0, Stewart (C) 21-77-0; Receiving - Rosario (U) 6-102-1, Stewart (C) 7-36-0; Passing - Prince (U) 15-19-0-225-4, Hansen (C) 16-31-3-127-1; UCLA Tackles - Kendrick 5, Abbott 5.



12

USC 50, UCLA 0

November 26 at the L.A. Coliseum

Game Notes - UCLA dropped a 50-0 decision at #10 USC. Nelson Rosario caught seven passes in the contest for 118 yards to become UCLA's seventh 1,000-yard season receiver. It was Rosario's fourth 100-yard receiving game this year and the sixth of his career. The senior wideout also recorded his second career back-to-back 100-yard receiving games, after a 102-yard effort the previous week against Colorado. UCLA moved into the red zone three times during the contest and came away empty each time. It was UCLA's first time being shutout since last season's 35-0 loss to Stanford. Sheldon Price and Patrick Larimore topped Bruin tacklers with eight stops each.

Scoring

UCLA	0	0	0	0	-	0
USC	14	15	14	7	-	50

Weather: Clear (59°)

Attn.: 93,607

First Quarter

USC - Lee, 42-yard pass from Barkley. Heidari converts. (13:15)

USC - McNeal, 73-yard run. Heidari converts. (5:16)

Second Quarter

USC - Telfer, 1-yard pass from Barkley. Grimble pass from Barkley. (12:48)

USC - Ellison, 3-yard pass from Barkley. Heidari converts. (6:53)

Third Quarter

USC - Lee, 52-yard pass from Barkley. Heidari converts. (10:55)

USC - Woods, 4-yard pass from Barkley. Heidari converts. (3:50)

Fourth Quarter


USC - Woods, 41-yard pass from Barkley. Heidari converts. (13:56)

Statistics

UCLA	USC
21.....	First Downs.....25
36/124.....	Carries/Net Yards Rushing.....19/149
261.....	Net Yards Passing.....423
21/33/1.....	Pass Comp/Att/Int.....35/42/0
69/385.....	Total Plays/Total Yards.....61/572

Top Individuals

Rushing - Franklin (U) 8-55-0, McNeal (S) 12-124-1; Receiving - Rosario (U) 7-118-0, Lee (S) 13-224-2, Woods (S) 12-113-2; Passing - Prince (U) 21-33-1-261-0, Barkley (S) 35-42-0-423-6; UCLA Tackles - S. Price 8, Larimore 8, Kendrick 7, Abbott 6.



13

OREGON 49, UCLA 31

December 2 in Eugene, OR

Game Notes - Eighth-ranked Oregon topped South Division Champion UCLA in the first annual Pac-12 Championship contest. First-half Bruin fumbles led to three Duck touchdowns resulting from a short field, the longest UO scoring drive covering 52 yards in length. Patrick Larimore helped get UCLA on the scoreboard with a 35-yard interception return which had evened the score at 7-all. After the Ducks moved out to a 21-7 lead, Kevin Prince connected with Nelson Rosario on a 37-yard scoring play to bring the Bruins within a touchdown. Oregon came right back with a cou-

ple of scoring drives before Tyler Gonzalez booted a career-best 44-yard field goal on the last play of the first half to make it 35-17, Oregon. UCLA forced an Oregon punt on the first drive after the break and opened up the second half scoring on a short run by Prince which narrowed the gap to 35-24. However, Oregon scored on its next two possessions. UCLA capped off the night's scoring on a 19-yard touchdown pass from Prince to Rosario which ended off a 15-play, 94 yard drive. Rosario had six catches in the game for 98 yards and the first multiple touchdown catch game of his career.

Scoring

UCLA	7	10	7	7	-	31
Oregon	21	14	14	0	-	49

Weather: Partly Cloudy (40°)

Attn.: 59,376

First Quarter

ORE - James, 30-yard run. Maldonado converts. (13:13)
 UCLA - Larimore, 35-yard interception return. Gonzalez converts. (7:55)
 ORE - Thomas, 10-yard run. Maldonado converts. (6:29)
 ORE - Lyerla, 7-yard pass from Thomas. Maldonado converts. (00:59)

Second Quarter

UCLA - Rosario, 37-yard pass from Prince. Gonzalez converts. (12:22)
 ORE - James, 3-yard run. Maldonado converts. (8:27)
 ORE - Hawkins, 25-yard pass from Thomas. Maldonado converts. (4:25)
 UCLA - Gonzalez, 44-yard field goal. (00:00)

Third Quarter

UCLA - Prince, 1-yard run. Gonzalez converts. (12:10)
 ORE - James, 5-yard run. Maldonado converts. (9:57)
 ORE - Paulsen, 22-yard pass from Thomas. Maldonado converts. (4:45)

Fourth Quarter

UCLA - Rosario, 19-yard pass from Prince. Gonzalez converts. (1:51)

Statistics

UCLA	Oregon
20..... First Downs	21
43/160..... Carries/Net Yards Rushing.....	50/352
195..... Net Yards Passing.....	219
14/28/1..... Pass Comp/Att/Int.....	20/36/1
71/337..... Total Plays/Total Yards.....	86/571

Top Individuals

Rushing - James (O) 25-219-3, Coleman (U) 16-83-0; Receiving - Rosario (U) 6-98-2, Huff (O) 4-57-0; Passing - Thomas (O) 20-36-1-219-3, Prince (U) 13-26-0-164-2; UCLA Tackles - McDonald 9, J. Zumwalt 8, McKay 6, Larimore 6, Love 6, D. Jones 6



14

ILLINOIS 20, UCLA 14

December 31 at San Francisco, CA

Game Notes - UCLA dropped a 20-14 verdict to Illinois in the Kraft Fight Hunger Bowl in San Francisco. After a scoreless first quarter, the Bruins jumped out to a 7-0 lead on a 16-yard scoring toss from Kevin Prince to Taylor Embree. The Bruin defense held the Fighting Illini to a field goal on the final drive of the first half, after the Big 10 squad had a first-and-goal from the Bruin five-yard line. After the teams traded missed field goals, the Illini intercepted a Prince pass and returned it for a touchdown in the final minute of the third quarter to take a 10-7 lead. The Illinois offense then scored

on its next two possessions, adding a field goal, early in the fourth quarter, and a touchdown on a long scoring pass, for a 20-7 lead with 5:32 to play. The Bruins answered by driving 84 yards on nine plays to score on a Prince to Nelson Rosario 38-yard pass with 29 seconds remaining. Illinois recovered the subsequent on-side kick attempt and ran out the clock. Prince finished with 201 yards passing on the day, but the stingy Illinois defense yielded just 18 Bruin yards on the ground. Jordan Zumwalt and Eric Kendricks led the UCLA defense with 10 tackles each.

Scoring

Illinois	0	3	7	10	-	20
UCLA	0	7	0	7	-	14

Weather: Partly Cloudy (63°)

Attn.: 29,878

Second Quarter

UCLA - Embree, 16-yard pass from Prince. Gonzalez converts. (10:02)
 ILL - Dimke, 36-yard field goal. (00:00)

Third Quarter

ILL - Hawthorne, 39-yard interception return. Dimke converts (00:43)

Fourth Quarter

ILL - Dimke, 37-yard field goal. (12:17)
 ILL - Jenkins, 60-yard pass from Scheelhaase. Dimke converts. (5:36)
 UCLA - Rosario, 38-yard pass from Prince. Gonzalez converts. (00:29)

Statistics

Illinois	UCLA
17..... First Downs	14
43/178..... Carries/Net Yards Rushing.....	30/18
148..... Net Yards Passing.....	201
19/33/1..... Pass Comp/Att/Int.....	14/29/1
76/326..... Total Plays/Total Yards.....	59/219

Top Individuals

Rushing - Coleman (U) 9-39-0, Scheelhaase (I) 22-110-0; Receiving - Fauria (U) 5-36-0, Jenkins (I) 6-80-1; Passing - Prince (U) 14-29-1-201-2, Scheelhaase (I) 18-30-1-139-1; UCLA Tackles - J. Zumwalt 10, Kendricks 10, Love 8, Hilliard 7, K. Graham 6.

UCLA TEAM

Kickoff Ret. for TD: Matthew Slater vs. Arizona St., 2007 (89 yds)
 Punt Ret. for TD: Maurice Drew vs. California, 2005 (81 yds)
 Interception Return for TD: Patrick Larimore at Oregon, 2011 (35 yds)
 Scored on a blocked punt (TD): Glenn Love vs. California, 2008 (0 yds)
 Scored on a blocked punt (safety): Sean Westgate vs. Washington State (2009)
 Scored on a fumble recovery (TD): Akeem Ayers vs. Arizona State, 2009 (9 yds)
 Scored on a blocked field goal: Alterraun Verner vs. San Diego State, 2009 (70 yds)
 Scored on a blocked extra point attempt: Bret Lockett vs. Fresno State, 2008
 50+ Points: 50 vs. Northwestern, 2005 (50-38)
 Shutout of a team at home: Oregon, 2007 (16-0)
 Shutout of a team on road: at Stanford, 1987 (49-0)
 Overtime Game: Tennessee (27-24 win, 1 ot), 2009
 Did not allow an opponent touchdown: 2008 vs. Washington State
 Did not score a touchdown vs. an opponent: 2010 vs. Stanford
 Did not allow an opponent field goal: 2010 vs. USC
 Did not score a field goal vs. an opponent: 2010 vs. USC
 Scored on a two-point PAT: Kevin Prince to Nelson Rosario vs. Washington St., 2011
 300+ yards rushing: 328 yards vs. Colorado, 2011 (44 att/328)
 400+ yards rushing: 437 yards vs. Washington State, 2010 (56 att/437)
 Less than 25 yards rushing: 18 vs. Illinois, 2011 (30 att/18)
 300+ yards passing: 322 at Houston, 2011
 400+ yards passing: 510 vs. Arizona State, 2005
 500+ yards passing: 510 vs. Arizona State, 2005
 Less than 100 yards passing: 92 vs. California, 2011
 500+ yards total offense: 553 vs. Colorado (328r, 225 p), 2011
 600+ yards total offense: 624 vs. Stanford (338r, 286p), 2007
 800+ all-purpose yards: 800 at Miami, 1998
 Less than 200 yards tot. off.: 163 at Washington, 2010
 Less than 150 yards tot. off.: 144 at California, 2010
 Beat a top 25 team at home: Arizona State, 2011 (No. 20 AP)
 Beat a top 20 team at home: Arizona State (No. 20 AP)
 Beat a top 15 team at home: Oregon, 2007 (No. 9 AP)
 Beat a top 10 team at home: Oregon, 2007 (No. 9 AP)
 Beat a top 5 team at home: USC, 2006 (No. 2 AP)
 Beat a top 25 team on road: at Texas, 2010 (No. 7 AP)
 Beat a top 20 team on road: at Texas, 2010 (No. 7 AP)
 Beat a top 15 team on road: at Texas, 2010 (No. 7 AP)
 Beat a top 10 team on road: at Texas, 2010 (No. 7 AP)
 Beat a top 5 team on road: at Washington, 1990 (No. 2 AP)
 Forced 5+ fumbles: 7 vs. Oklahoma, 2005 (6 vs. USC 1998)
 Recovered 5+ fumbles: 5 vs. USC, 1998
 UCLA Made 4 interceptions: 4 vs. California, 2011
 UCLA Had 0 turnovers: Arizona State, 2009

UCLA INDIVIDUAL RUSHING

Rushed for 300+ yards: Maurice Drew, 2004 at Washington (322)
 Rushed for 200+ yards: Johnathan Franklin vs. Washington State (216)
 Rushed for 150+ yards: Johnathan Franklin, 2011 vs. Colorado (162)
 Rushed for 100+ yards: Johnathan Franklin, 2011 vs. Colorado (162)
 QB Rushed for 100+ yards: Kevin Prince, 2011 vs. California (163)
 Pair run for 100+ yds: Johnathan Franklin(216)/Derrick Coleman(185) vs. Wash. State, 2010
 Had run of 90+ yards: 92 by DeShaun Foster, 2001 vs. Washington
 Had run of 75+ yards: 83 by Maurice Drew, 2003 vs. Arizona State
 Had run of 70+ yards: 73 by Derrick Coleman, 2010 vs. Washington State
 Had run of 60+ yards: 68 by Kevin Prince, 2009 at Washington State
 Had run of 50+ yards: 59 by Johnathan Franklin, 2010 vs. USC
 Had 30 rushing attempts: 30 by Johnathan Franklin, 2010 vs. Washington State
 Had 4+ rushing touchdowns: 5, Maurice Drew at Washington, 2004
 Had 3 rushing touchdowns: 3, Derrick Coleman vs. California, 2011

UCLA INDIVIDUAL PASSING

Passed for 300+ yards: Richard Brehaut, 2010 at Arizona State (321)
 Passed for 350+ yards: Drew Olson, 2005 vs. Arizona State (510)
 Passed for 400+ yards: Drew Olson, 2005 vs. Arizona Staet (510)
 Had 30+ completions: Richard Brehaut, 2010 at Arizona State (33)
 Had 50+ attempts: Richard Brehaut, 2010 at Arizona State (56)
 Had 4 touchdown passes: Kevin Prince, 2011 vs. Colorado (4)
 Had more than four touchdown passes: Ben Olson, 2007 at Stanford (5)
 Threw four interceptions: Kevin Craft, 2008 at California
 Had 80+ yard pass completion: 91 yds., D. Olson/J. Cowan vs. Arizona State, 2005
 Had 70+ yard pass completion: 76 yds., K.Prince/N.Rosario, vs. Arizona State, 2011
 Had 60+ yard pass completion: 76 yds., K.Prince/N.Rosario, vs. Arizona State, 2011
 Had 50+ yard pass completion: 54 yds., K.Prince/S. Evans vs. Colorado, 2011

UCLA INDIVIDUAL RECEIVING

Caught 10 or more passes: 11 by Mercedes Lewis at Arizona, 2005
 Had 100+ yards receiving: 118 by Nelson Rosario at USC, 2011
 Had 150+ yards receiving: 151 by Nelson Rosario vs. Arizona State, 2011
 Had 200+ yards receiving: 230 by Craig Bragg vs. Oregon, 2003
 Had back-to-back 100-yard games: Nelson Rosario, 2011 at USC (118), vs. Colorado (102)
 Pair of Bruins with 100+ yards receiving: Mercedes Lewis(108), Joe Cowan (109), Chris Markey (120) vs. Arizona State, 2005
 Had 3 touchdown catches: 3 by Mercedes Lewis vs. Arizona, 2004
 Had 4 touchdown catches: 4 by J.J. Stokes vs. Washington, 1993
 Had 80+ yard reception: 91 by Joe Cowan vs. Arizona State, 2005

UCLA INDIVIDUAL DEFENSE

Had 15+ tackles: 15 by Tony Dye at K-State, 2010; 20 by Reggie Carter at BYU, 2008
 Had more than 20 tackles: 21 by Eric Turner vs. Oregon, 1989
 Had 3+ interceptions: Tevin McDonald (3) vs. California, 2011
 Had 5+ tackles for loss: Robert Thomas (5) vs. Ohio State, 2001
 Had 4+ sacks: Brendon Ayanbadejo (4) vs. USC, 1998
 Blocked a punt: Dalton Hilliard at Arizona State, 2010

Blocked a PAT: Owamagbe Odighizuwa vs. Washington State, 2011
 Blocked a field goal: Jerzy Siewierski vs. Oregon, 2009
 UCLA recorded a safety: at Arizona, 2011

UCLA MISCELLANEOUS

Indiv. Scored 4+ TDs: 5 by Maurice Drew vs. Cal, 2005 (3 rush, 1 pass, 1 punt ret.)
 Indiv. kicked 50-yd. FG: 51 by Jeff Locke vs. Texas, 2011
 Indiv. made 4+ field goals in a game: 4 by Kai Forbath vs. California, 2009
 Indiv. made 5+ field goals in a game: 5 by Nate Fikse vs. Stanford, 2002
 Indiv. attempted 5+ field goals in a game: 5 by Kai Forbath at Tennessee, 2009
 Indiv. Returned Blocked FG for TD: Alterraun Verner vs. San Diego State, 2009
 Indiv. Returned Blocked PAT for score: Bret Lockett vs. Fresno State, 2008
 Indiv. punted 10+ times: Aaron Perez, 10 vs. USC, 2008
 Indiv. 5+ punts downs inside the 20: 5 by Chris Sailer at Houston, 1998
 Indiv. had 80+ yard intercept. ret.: 89 by Alterraun Verner vs. Arizona, 2006
 Indiv. had 100+ rushing and receiving yds: Skip Hicks vs. U.Wash., 1997 (147 rush./106 receiving)
 Scored four TDs in one quarter: fourth quarter at Oregon State, 2007
 Scored 40+ points in one half: first half vs. Rice, 2005 (49)
 Scored 50+ points in one half: first half vs. Colorado, 1980 (56)
 Rallied from 20-point deficit: 2005 vs. Northwestern (0-22 in first quarter)
 Played a game in the snow: 2011, at Utah
 Played a game in less than 40° temperature: 2011, at Utah (31°)
 Played a game in the rain: 2007 at Oregon State
 Played a game in the rain at home: 1982 vs. Oregon
 Played a game in 100° degree temperature: 2009 vs. Cal (100°)

OPPONENT TEAM

Kick return for touchdown: Jamal Miles at Arizona State, 2010 (99 yds)
 Punt return for touchdown: Jordan Poyer, at Oregon State, 2011 (85 yds)
 Interception return for touchdown: Terry Hawthorne, Illinois (39 yds)
 Scored upon by a blocked punt (TD): Lawrence Timmons, Florida St., 2006 (25 yards)
 Scored on a fumble recovery (TD): Malcolm Smith, USC, 2010 (68 yards)
 Scored on a safety: Tennessee, 2009
 Scored on a failed extra point attempt: none
 Scored on a two-point conversion: at USC, 2011
 50+ points scored: 50 at USC, 2011
 Shutout at home: 2010 by Stanford (0-35)
 Shutout on road: 2011 at USC (0-50)
 Rushed for 300+ yards: at Oregon, 2011 (352)
 Rushed for less than 25 yards: at Arizona State, 2008 (21)
 Passed for 400+ yards: at USC (423)
 Passed for less than 100 yards: at California, 2010 (68)
 Had 500+ yards total offense: at Oregon, 2011 (571)
 Had 600+ yards total offense: USC, 2005 (679)
 Had less than 200 yards total off.: 181 by Washington State, 2009
 Had less than 150 yards total off.: 122 by Arizona State, 2008
 Had less than 100 yards total off.: 42 by Arkansas, 1989
 Forced UCLA to have 5+ Turnovers: Notre Dame, 2007 (7)
 Intercepted four UCLA passes: California, 2008 (4)
 Intercepted five UCLA passes: Washington State, 2001 (5)

OPPONENT INDIVIDUAL RUSHING

Rushed for 250+ yards: Reggie Bush, USC, 2005 (260)
 Rushed for 200+ yards: LaMichael James, at Oregon, 2011 (219)
 Had run of 75+ yards: Jahvid Best, California, 2009 (93)
 Had run of 50+ yards: Curtis McNeal, 2011 (73)
 Had 40+ rushing attempts: Jerome Harrison, Washington State, 2004 (42)
 Had 35+ rushing attempts: Dwight Tardy, Washington State, 2007 (37)

OPPONENT INDIVIDUAL PASSING

Passed for 400+ yards: Matt Barkley, at USC, 2011 (423)
 Had 25+ completions: Matt Barkley, at USC, 2011 (35)
 Had 50+ attempts: Max Hall, BYU, 2007 (52)
 Completed a pass for 75+ yards: 78 by Brock Osweiler, at Arizona State, 2010
 Completed a pass for 50+ yards: 60 by Nathan Scheelhaase, Illinois, 2011
 Had 4+ touchdown passes: Jake Locker (4), Washington, 2007
 Threw 4+ interceptions: (4) Zach Maynard, California, 2011

OPPONENT INDIVIDUAL RECEIVING

Caught 10+ passes: Marqise Lee, at USC, 2011 (13)
 Had 100+ yards receiving: Marqise Lee (224) and Robert Woods (113) at USC, 2011
 Had 150+ yards receiving: Marqise Lee, at USC, 2011 (224)
 Had 200+ yards receiving: Marqise Lee, at USC, 2011 (224)
 Had 3 TD catches: Juron Criner, at Arizona, 2011 (3)

OPPONENT DEFENSE

Had 15+ tackles: Malcolm Smith, USC, 2009 (15)
 Had 2 interceptions: Marcus Ezeff, California (2)
 Had 3 sacks: Stephen Paea, Oregon State, 2009 (3)
 Blocked a punt: USC, 2008
 Blocked a field goal: at Oregon State, 2011
 Blocked a PAT: at Oregon State, 2011

OPPONENT MISCELLANEOUS

Scored four touchdowns: Ron Dayne, 1998 Rose Bowl, (4)
 Kicked 50+ yard field goal: Thomas Weber, Arizona State, 2007 (53)
 Made five field goals: USC, 2004
 Returned blocked field goal for score: Oregon State, 2002
 Scored on blocked punt: Florida State, 2006
 Returned fumble for score: USC, 2010
 Recovered a fumble for a score: at Houston, 2011
 Returned Interception for score: Illinois, 2011
 Returned a PAT for score: none



UCLA Alumni Banking from Bank of America. Bank wherever, whenever, however you want.

Personal checking that shows your pride.

- **Get the UCLA Alumni Association logo** featured on your debit card and checks to show your pride and generate contributions to the UCLA Alumni Association with qualifying debit card purchases.*
- **Our ATMs** are where you need them. No deposit slip or envelope required. Just feed your cash or check right into the ATM. With over 18,000 ATMs and 5,900 banking centers, there's bound to be one near you.
- **Online and Mobile Banking*** provides secure access to your money wherever you are. Manage your account, check balances, transfer funds and set up email and Text Alerts.†

A credit card that shows your pride.

- **Show your pride by using the UCLA Alumni credit card** on your everyday purchases.♦
- **Earn 1 point for every \$1 you spend** in net retail purchases.
- **Redeem your points for great rewards** like unlimited cash, travel, merchandise, unique adventures and more.
- **Our \$0 Liability Guarantee** means you're not responsible for fraudulent charges on your credit or debit card. There's less hassle and fraudulent charges are credited back to your account as soon as the next day.▼

**To open your new checking or credit card account, visit
bankofamerica.com/UCLA or your local Bank of America.**

Bank of America 

★ Standard check order fees apply.

* Web access is needed to use Mobile Banking. Check with your wireless carrier for fees that may apply. Mobile Banking is available to Online Banking enrollees only. All terms applicable to Online Banking apply to Mobile Banking. Must have Transfers and Bill Pay set up previously in Online Banking to use these functions in Mobile Banking. Not available with accounts in Washington and Idaho.

† Alerts received as text messages on your mobile access device may incur a charge from your mobile access services provider. Alerts are not available for accounts located in Washington or Idaho.

♦ For information about the rates, fees and other costs and benefits associated with the use of this Rewards card, or to apply, go to the website listed above, call 1.866.438.6262, visit a Bank of America banking center or write to P.O. Box 15020, Wilmington, DE 19850. This credit card program is issued and administered by FIA Card Services, N.A. Visa is a registered trademark of Visa International Service Association, and is used by the issuer pursuant to license from Visa U.S.A., Inc. MasterCard is a registered trademark of MasterCard International Incorporated, and is used by the issuer pursuant to license. Bank of America and the Bank of America logo are registered trademarks of Bank of America Corporation.

▼ The \$0 Liability Guarantee covers fraudulent purchases and payments made by others using your Bank of America credit and debit cards. To be covered, report purchases made by others promptly, and don't share personal or account information with anyone. Access to funds next business day in most cases, pending resolution of claim. Consult customer and account agreements for full details.

By opening and/or using these products from Bank of America, you'll be providing valuable financial support to the UCLA Alumni Association.

A specialty account setup fee may apply to UCLA Alumni deposit accounts opened in banking centers and over the phone in some states. Other accounts and services, and the fees that apply to them, vary from state to state. Please review the information for your state in the Personal Schedule of Fees (at www.bankofamerica.com/feesatagance or at your local banking center) and in the Online Banking Service Agreement at www.bankofamerica.com/serviceagreement.

Bank of America, N.A. Member FDIC. ©2011 Bank of America Corporation

AR2174S2 1.6.2011

AD-05-11-0751